


## PRESTOLITE S115 STARTER MOTOR REPLACEMENT OPTIONS

- BRAND NEW - no surcharge / core required
- PRESTOLITE OE SPECIFICATION PRODUCT

# S115 (CA45) REPLACEMENT



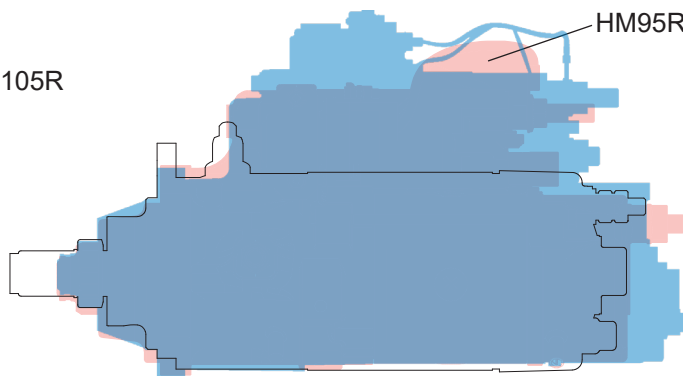
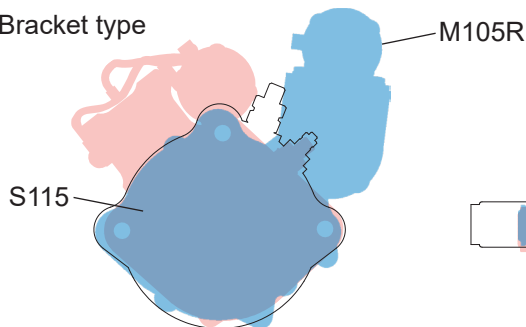
Replacement options for the S115 (CA45) can be found using the established HM95R and M105R series of starter motors.

Please see the following guide for alternative options and sizing guides to aid product selection.

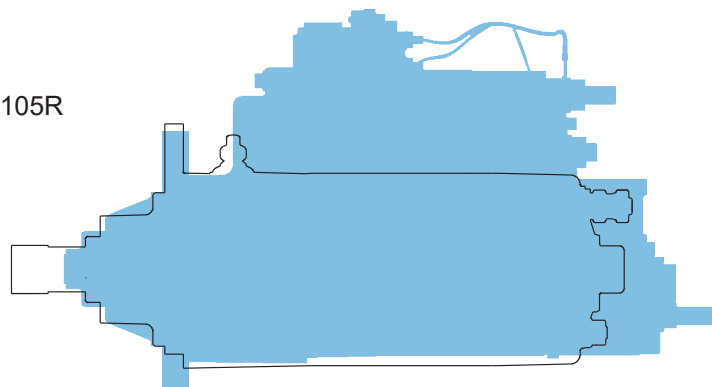
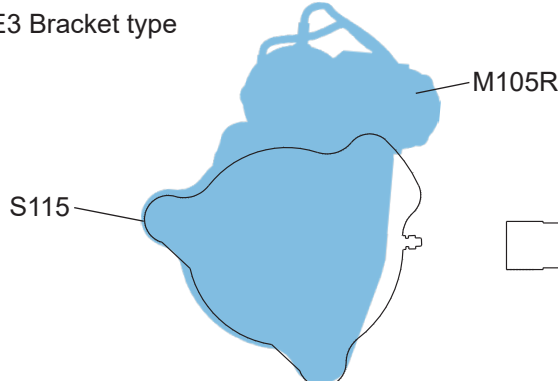
Please note that due to the unique internal solenoid design of the S115 (CA45) each application must be reviewed to ensure that suggested alternatives fit within the available space envelope.

### SIZE / PROFILE COMPARISON

SAE1 Bracket type




SAE3 Bracket type




# S115 ALTERNATIVES

	S115 REF (TYPE REF)	FEATURES	TEETH (OFFSET)	PINION OD	PINION MODULE
OLD S115 TYPES	<b>1327A011</b> <b>S115A-12-1</b>	Earth return / Grounded	10t	40	8/10 DP
	<b>1327A021</b> <b>S115A-12-3M</b>	Insulated return Oil-sealed Marisined finish	10t	40	8/10 DP
	<b>1327A024</b> <b>S115A-12-3</b>	Insulated return	10t	40	8/10 DP
	<b>1327A091</b> <b>S115A-12-12</b>	Earth return / Grounded	10t	40	8/10 DP
NEW	<b>M105R2511SE</b>	Insulated return Oil-sealed Rotateable nose housing and control relay	10t	40	8/10 DP




OLD	<b>1327A081</b> <b>S115A-12-11M</b>	Insulated return Oil-sealed Marisined finish	11t (1.35)	35	10/12 DP
NEW	<b>M105R2501SE</b>	Insulated return Oil-sealed Rotateable nose housing and control relay	12t (2.54)	37	10/12 DP




# S115 ALTERNATIVES

	S115 REF (TYPE REF)	FEATURES	TEETH (OFFSET)	PINION OD	PINION MODULE
OLD S115 TYPES	<b>1327A411</b> <b>S115A-24-1</b>	Earth return / Grounded	10t	40	8/10 DP
	<b>1327A511</b> <b>S115A-24-12</b>	Earth return / Grounded Oil-sealed	10t	40	8/10 DP
NEW	<b>HM95R3012SE</b>	Earth return / Grounded Oil-sealed Moveable control relay	10t	40	8/10 DP
	<b>M105R3506SE</b>	Earth return / Grounded Oil-sealed Rotateable nose housing and control relay	10t	40	8/10 DP




OLD S115 TYPES	<b>1327A431</b> <b>S115A-24-3M</b>	Insulated return Oil-sealed Marisined finish	10t	40	8/10 DP
	<b>1327A434</b> <b>S115A-24-3</b>	Insulated return	10t	40	8/10 DP
	<b>1327A551</b> <b>S115A-24-16M</b>	Insulated return Oil-sealed Marisined finish	10t	40	8/10 DP
NEW	<b>HM95R3801SE</b>	Insulated return Oil-sealed Moveable control relay	12t (3.7)	46.5	8/10 DP





# S115 ALTERNATIVES

	S115 REF (TYPE REF)	FEATURES	TEETH (OFFSET)	PINION OD	PINION MODULE
OLD	1327A461 S115A-24-6	Insulated return	12t	46	8/10 DP
NEW	M105R3541SE	Insulated return Oil-sealed Rotateable nose housing and control relay	12t	46.5	8/10 DP




OLD	1327A501 S115A-24-11M	Insulated return Oil-sealed Marisined finish	11t (1.35)	35	10/12 DP
NEW	HM95R3804SEM	Insulated return Oil-sealed Marisined finish	12t (3)	37.2	10/12 DP






# S115 ALTERNATIVES

	S115 REF (TYPE REF)	FEATURES	TEETH (OFFSET)	PINION OD	PINION MODULE
OLD	1327A571 S115A-24-18	Earth return / Grounded	11t (1.35)	35	10/12 DP
NEW	HM95R3804SEM	Insulated return Oil-sealed Marisined finish	12t (3)	37.2	10/12 DP
	HM95R3011SE	Earth return / Grounded Oil-sealed for wet clutch Moveable control relay	12t (3)	37.2	10/12 DP



OLD	1327A581 S115A-24-19	Earth return / Grounded	12t	46	8/10 DP
NEW	M105R3503SE	Earth return / Grounded Oil-sealed Rotateable nose housing and control relay	12t	46.5	8/10 DP
	HM95R3002SE	Earth return / Grounded Oil-sealed	12t	46.5	8/10 DP



	S115 REF (TYPE REF)	FEATURES	TEETH (OFFSET)	PINION OD	PINION MODULE
OLD	1327A611 S115A-24-22	Insulated return	12t	46	8/10 DP
NEW	M105R3505SE	Insulated return Oil-sealed for wet clutch Rotateable nose housing and control relay	12t	46.5	8/10 DP

